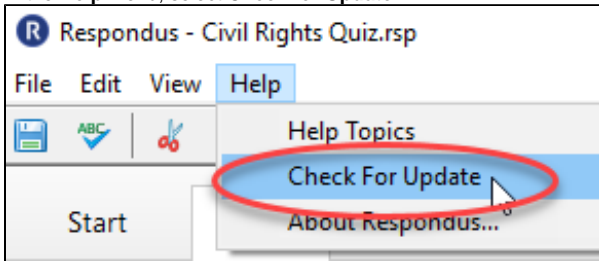


How can instructors update Respondus Exam?

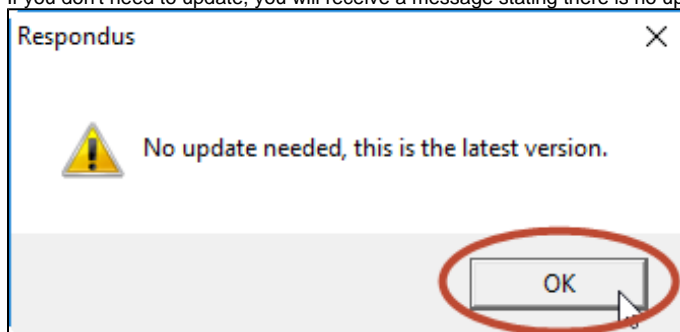
Tell Me

It is recommended that you periodically check for Respondus Exam product updates

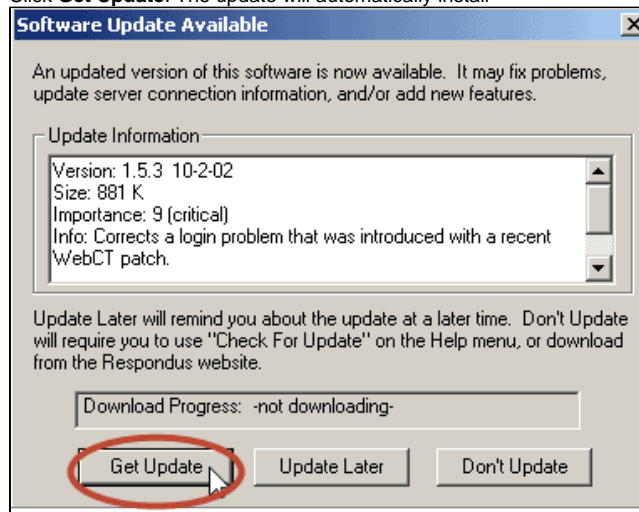
1. Open Respondus Exam
2. In the **Help** menu, select **Check for Update**



- a. If you don't need to update, you will receive a message stating there is no update available. Click **OK**



- b. Otherwise, the Software Update Available dialog box is displayed
 - i. Click **Get Update**. The update will automatically install



Related FAQs

- [How do students install Respondus LockDown Browser on a Mac device?](#)
- [How can students install Respondus LockDown Browser on Windows devices?](#)
- [How do I use Respondus Lockdown Browser if I only have a Chromebook?](#)
- [What should an instructor do if a student does not have the correct equipment for Respondus Monitor?](#)
- [How do instructors create an online test in Canvas Using Respondus Monitor proctoring service?](#)