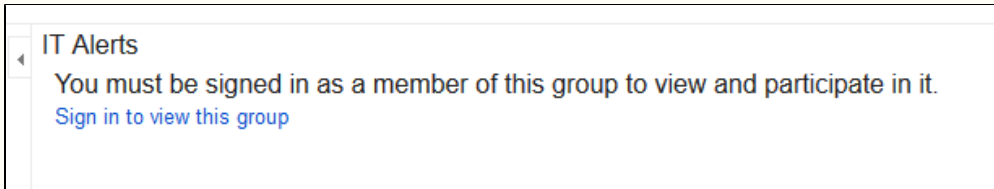


# How do I sign up to get OneIT system status alerts?



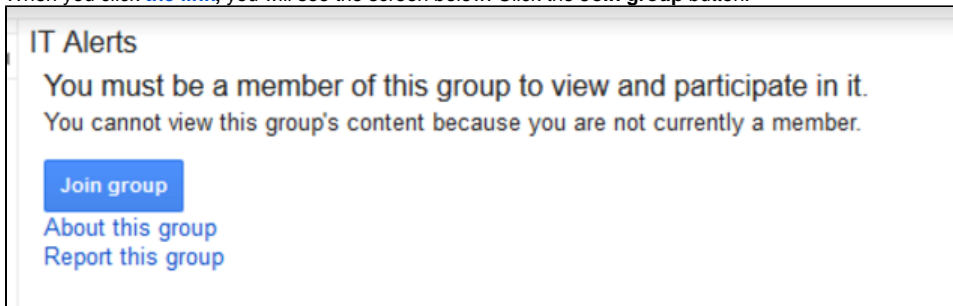
If you are not logged into your University Gmail account, you will get the screen below prompting you to first log in with your NinerNET username and password. Then follow the rest of the steps.



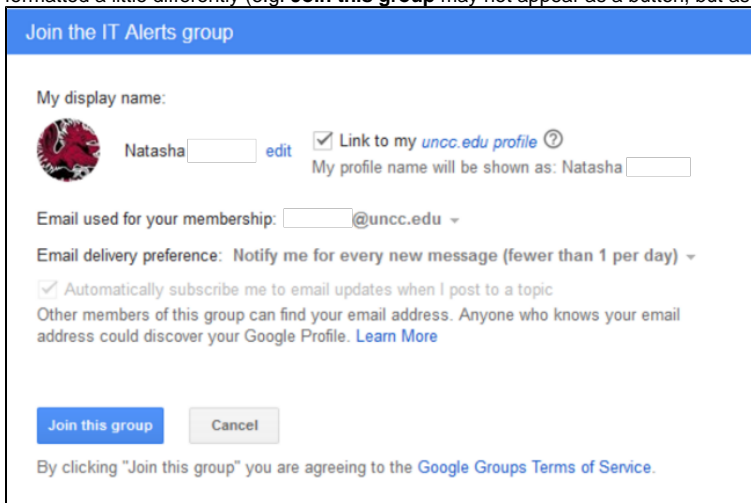
## Tell Me

If you want to get an email when planned maintenance, outages, or other updates are posted in OneIT System Alerts, please review the steps below and then click [this link](#) to sign up:

1. Be sure you are logged into your University Gmail account. Alerts can only be sent to this account.
2. When you click [the link](#), you will see the screen below. Click the **Join group** button.



3. Next, click the **Join this group** button to complete the sign up process. Note: If using a mobile device, the information below may be formatted a little differently (e.g. **Join this group** may not appear as a button, but as blue text).



---

## Related FAQs

- [How do I sign up to get OneIT system status alerts?](#)
- [What technical online training opportunities are available to students?](#)
- [What resources can I use to learn about pivot tables in Excel?](#)
- [How do I lookup my UNC Charlotte ID number?](#)
- [How do I clear my browser cache and cookies?](#)

